



**YOUR PROFESSIONAL
LITHIUM BATTERY
SOLUTION PROVIDER**



**Lithium
Storage**

NCM243AH


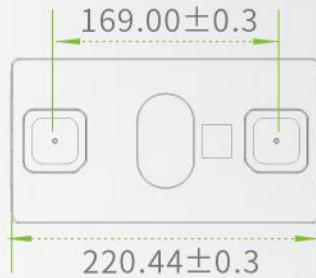


LITHIUM STORAGE can offer different terminal solution for cells with welding terminals, including screw terminals and nut terminals. These solutions have passed the multiple inspection testing items such as drawing force, shear force and torque testing etcetera and have been applied in the various electric vehicles and energy storage projects in the different countries.

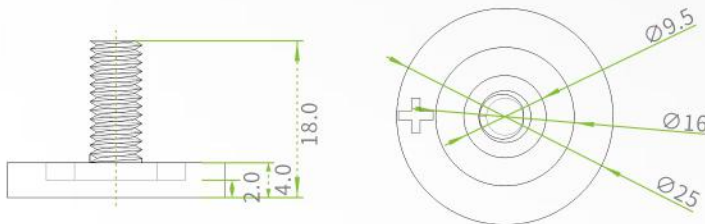


ITEM	SPECIFICATIONS	NOTE
Rated Capacity	243Ah	@1C
Nominal Voltage	3.66V	@1C
Actual Voltage Range	2.8-4.35V	
Constant Discharge Current	≤486A	2C@10min
Peak Discharge Current	≤500A	@30s
Constant Charge Current	≤292A	1.2C
Peak Charge Current	≤486A	2C@10s
Operating Temperature	Charge: -20°C~55°C Discharge: -30°C~55°C	
Storage Temperature	- 30°C~55°C	
Cell Dimensions	Thickness:66.72±0.3mm Length:220.44±0.3mm Height: 113.37±0.3mm	
Cathode Material	NCM523	
Weight	3.85±0.05kg	
Energy density	240Wh/kg (1/3C) 570Wh/L (1/3C)	
Cycle life	≥1500 times	@0.5C/0.5C 100%DOD,80%EOL
Terminal	Welding/Nut Terminals	

DRAWING



TERMINAL



Nut Terminal · M6*18

ADVANTAGE

- VDA dimension format and holistic safety concept of cell.
- Outstanding energy density with maximum reliability.
- Continuously improved energy density though new materials and light weighting technology.
- Modular design for various applications and easy upgrade to next generations.
- Suitable for passenger vehicles and vehicles with limited space etcetera.



-
- ✉ info@lslithiumbattery.com
 - 🌐 www.lslithiumbattery.com
 - 📍 Nanjing office | Wenzhou Factory | UK Branch
 - ☎ +86-(0)25-87736807
 - ☎ +86-(0)25-87739887